

Tao Nan School
Primary 4 Science
2025 Weighted Assessment 1

| | |
|-----------|----|
| Section A | 12 |
| Section B | 8 |
| Total | 20 |

Name: _____ () Date: _____

Class: _____ Parent's signature: _____

Section A (6 x 2 marks)

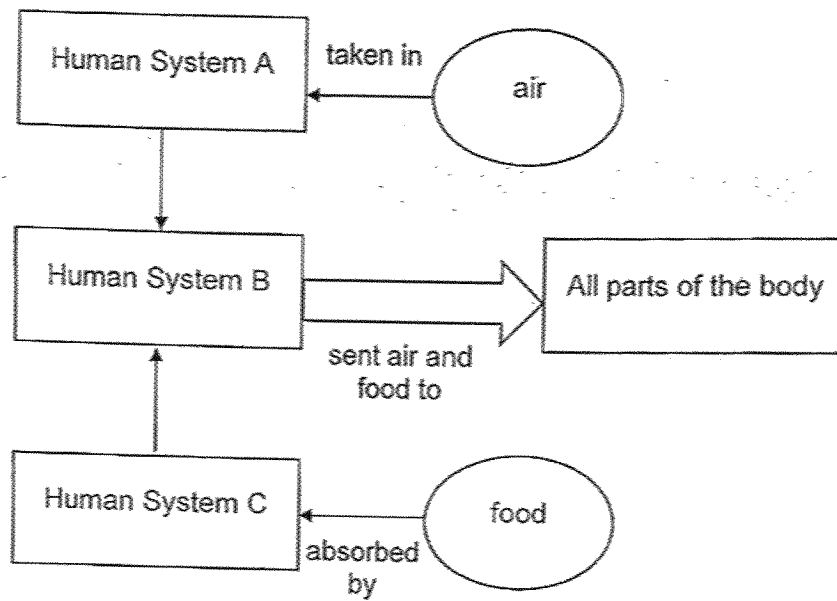
For each question from 1 to 6, four options are given. One of them is the correct answer. Make your choice (1, 2, 3 or 4) and write it in the brackets provided.

(12 marks)

-
1. The digestive system works together with another human system to push food from the mouth to the stomach. Which of the following systems plays that role?
- (1) Skeletal system
 - (2) Muscular system
 - (3) Circulatory system
 - (4) Respiratory system

()

2. The diagram below shows three different human systems with different functions.



Identify Human Systems A, B and C.

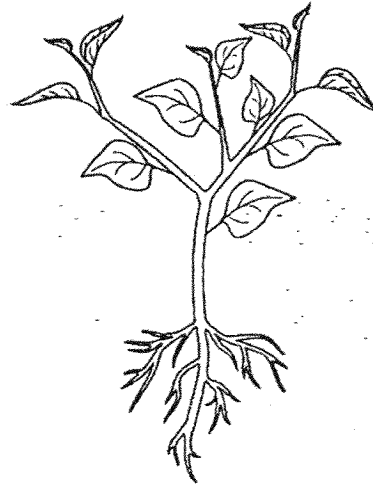
| | Human System A | Human System B | Human System C |
|-----|--------------------|--------------------|--------------------|
| (1) | Respiratory system | Muscular system | Digestive system |
| (2) | Circulatory system | Digestive system | Respiratory system |
| (3) | Respiratory system | Circulatory system | Digestive system |
| (4) | Skeletal system | Muscular system | Digestive system |

()

3. Study the two plants below.



Plant G



Plant H

Which of the following statements is definitely true?

- (1) Plant H grows slower than Plant G.
- (2) Plant H has a stronger stem than Plant G.
- (3) Plant G needs more sunlight than Plant H.
- (4) Plant G can absorb more water than Plant H.

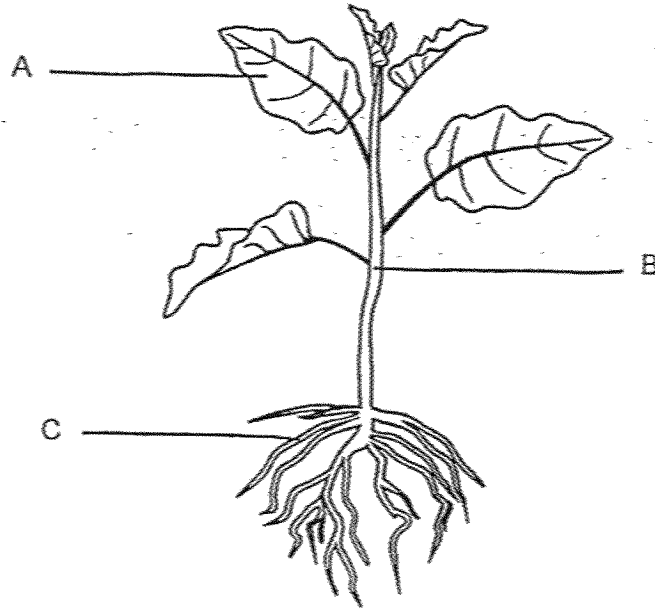
()

4. Which of the following does not take place in the mouth?

- (1) The tongue rolls food into balls.
- (2) The teeth chew and digest food.
- (3) The saliva wets the food and helps in swallowing.
- (4) The tongue pushes food towards the gullet for swallowing.

()

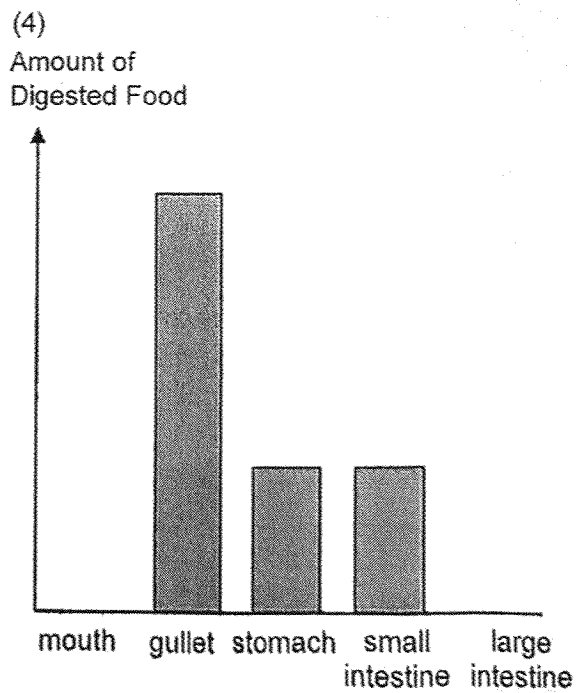
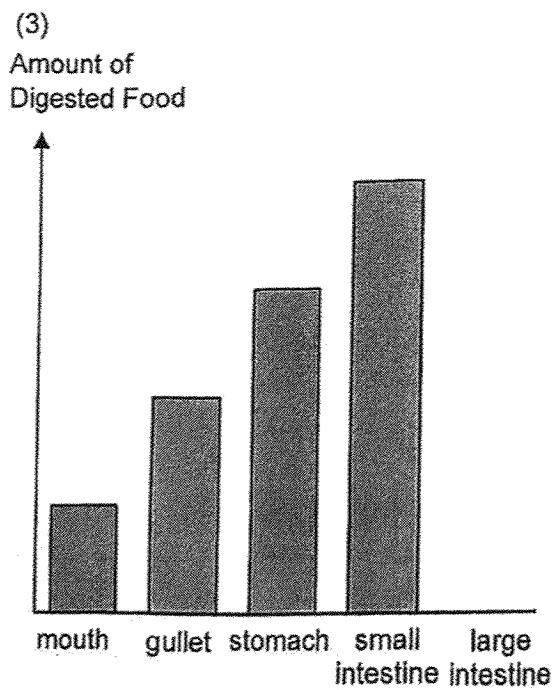
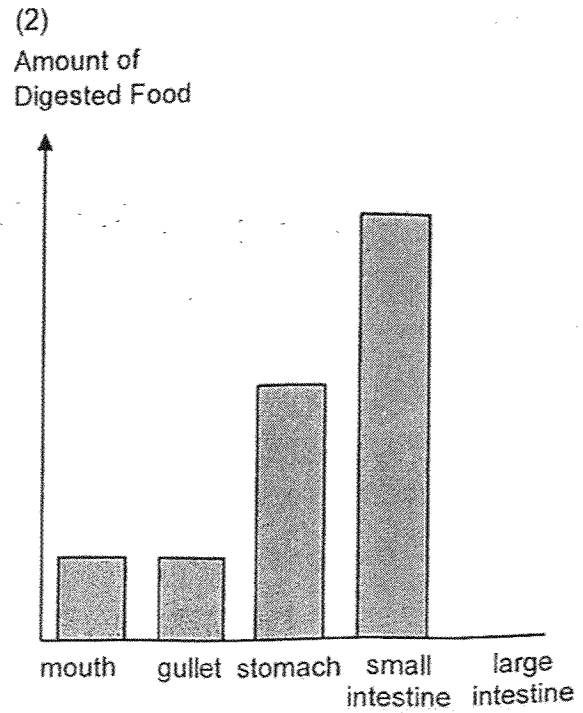
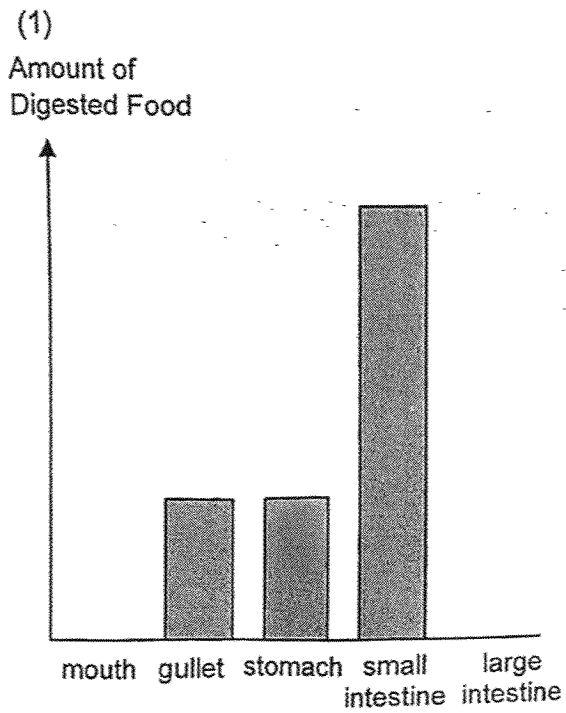
5. The diagram below shows a flowering plant.



Which of the following are the functions of the labelled plant parts?

| Functions | | | | |
|-----------|--------------------------|-------------------------|--|-------------------|
| | Makes food for the plant | Holds the plant upright | Anchors the plant firmly to the ground | Exchange of gases |
| (1) | A | C | B | A |
| (2) | B | A | C | B |
| (3) | C | B | C | A |
| (4) | A | B | C | A |

6. Which diagram shows the amount of digested food when food enters the organs in a human digestive system?



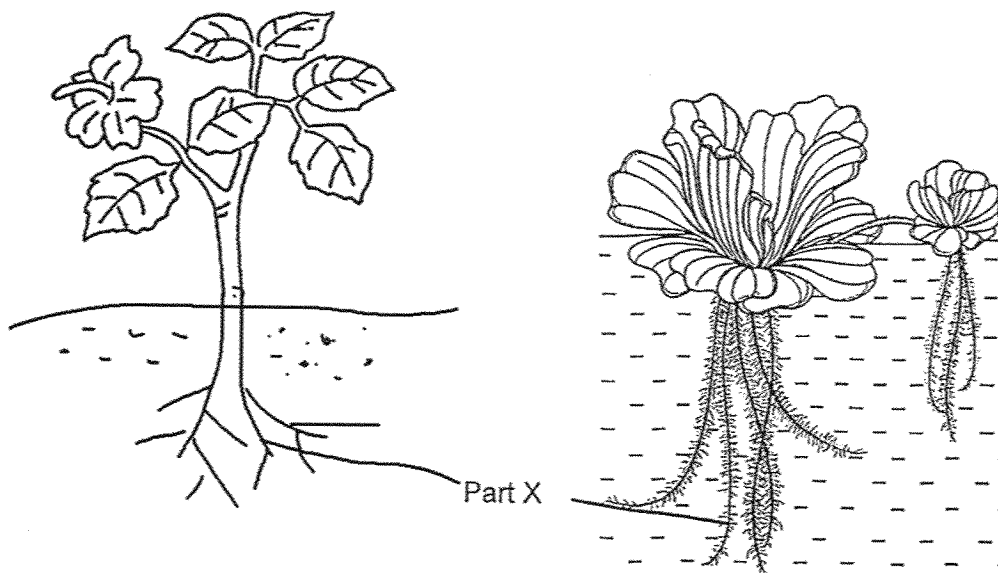
Section B (8 marks)

For questions 7 to 9, write your answers clearly.

The number of marks available is shown in brackets [] at the end of each question or part question.

(8 marks)

7. The diagram below shows two plants.



(a) Name Part X.

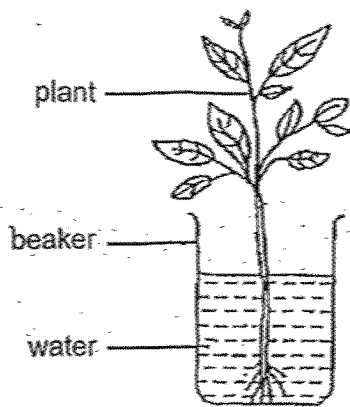
[1]

(b) State one similar function of Part X of both plants.

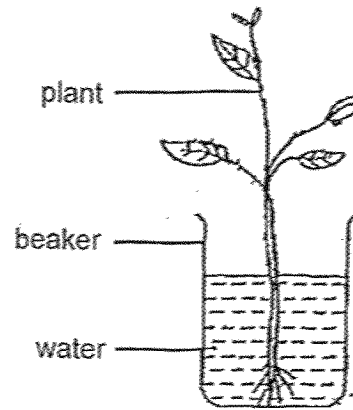
[1]

| | |
|-------|---|
| Score | 1 |
| | 2 |

8. Tom set up an experiment with two similar plants as shown below. He removed several leaves from Plant Z.



Plant Y



Plant Z

Tom recorded the height of the plants at regular intervals for 30 days.

| Day | | 0 | 10 | 20 | 30 |
|--------------------------|---------|----|----|----|----|
| Height of the plant (cm) | Plant Y | 10 | 15 | 20 | 25 |
| | Plant Z | 10 | 12 | 14 | 16 |

- (a) What is the aim of the experiment?




[1]

- (b) Explain how did the removal of the leaves of Plant Z affect its growth?

[2]

| | | |
|-------|---|---|
| Score | 2 | 3 |
|-------|---|---|

9. Mrs Tan was preparing bananas as a snack for her three children, Dan, Nate and Charles, of different ages.

| | Dan | Nate | Charles |
|-----------------------|---|--|---|
| | 10 years old | 6 months old | 1 year old |
| Types of banana snack |  Whole banana |  Mashed banana |  Sliced banana |

- (a) Explain why Dan's snack does not need to be mashed or sliced? [1]

- (b) If Mrs Tan wants Dan to be able to digest the snack more quickly, how should she prepare the snack? Explain why. [2]

End of Paper

| | |
|-------|---|
| Score | 3 |
|-------|---|

SCHOOL : TAO NAN SCHOOL
LEVEL : PRIMARY 4
SUBJECT : SCIENCE
TERM : 2025 WEIGHTED ASSESSMENT 1

| | |
|----|--|
| Q1 | 2 |
| Q2 | 3 |
| Q3 | 2 |
| Q4 | 2 |
| Q5 | 4 |
| Q6 | 1 |
| Q7 | a) Part X is the roots. b) Part X of both plants absorb water and mineral salts. |
| Q8 | a) To find if the amount of leaves affect the growth of the plant. b) Plant Z traps less sunlight and make less food so Plant Z will grow slower than Plant Y. |
| Q9 | a) Dan has teeth to chew the banana. b) Mrs Tan should banana into smaller pieces. When the banana is cut into smaller pieces, the surface area increases so the exposure to digestive juices also increases and the speed of digested is faster. |

